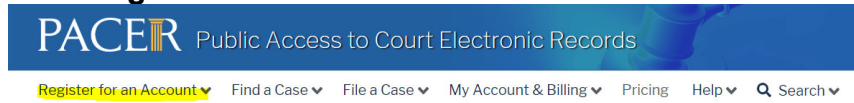
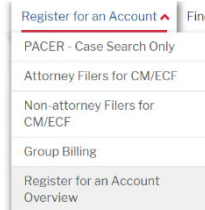


Register for **New** PACER Account

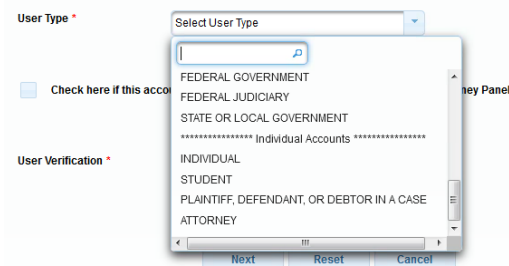
1. Navigate to pacer.uscourts.gov
2. Click **Register for an Account**



3. Select the appropriate registration type. Click on **Register for a PACER Account**



4. Complete the registration form. **Select the appropriate User Type as your user type.** Click **Next** when finished.



5. Create a **Username** and **Password**, and select **Security Questions**. Click **Next** when finished.

6. Enter **payment information** if desired. Please note:

Providing a credit card is optional. If you would like to register without providing a credit card, click **Next** below without entering any information on this screen. For instant access to PACER, we will validate the credit card information you provide here. There is no registration charge; however, the credit card will be charged quarterly for any fees incurred. If you submit your registration request without providing credit card information, you will receive an activation code by U.S. mail in 7-10 business days.

7. Read and **acknowledge** the policies and procedures.
8. You will get a confirmation page.
9. For questions, **please contact PACER at 1-800-676-6856.**