

UNITED STATES DISTRICT COURT
for the
EASTERN DISTRICT OF NEW YORK

MEDIATION REPORT

July 1, 2002 - June 30, 2003

ALTERNATIVE DISPUTE RESOLUTION

Gerald P. Lepp,
Alternative Dispute Resolution
Administrator

Hyungseok Kim,
ADR Student Intern

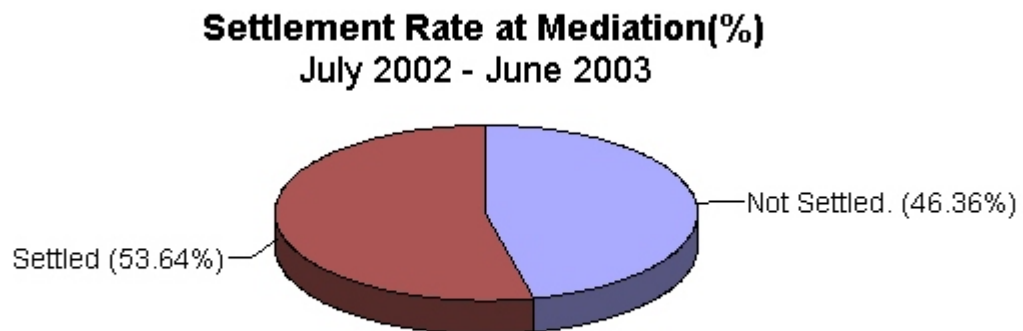
1. The Number of Referred Cases

Between July 1, 2002 and June 30, 2003, 193 cases were referred to mediation. Of the 193 cases, 9 cases were withdrawn or dismissed, 110 cases were mediated and 74 cases are still pending.

The Status of Case	# of Cases
Settled	59
Not Settled	51
Pending	74
Withdrawn/etc	9
Total	193

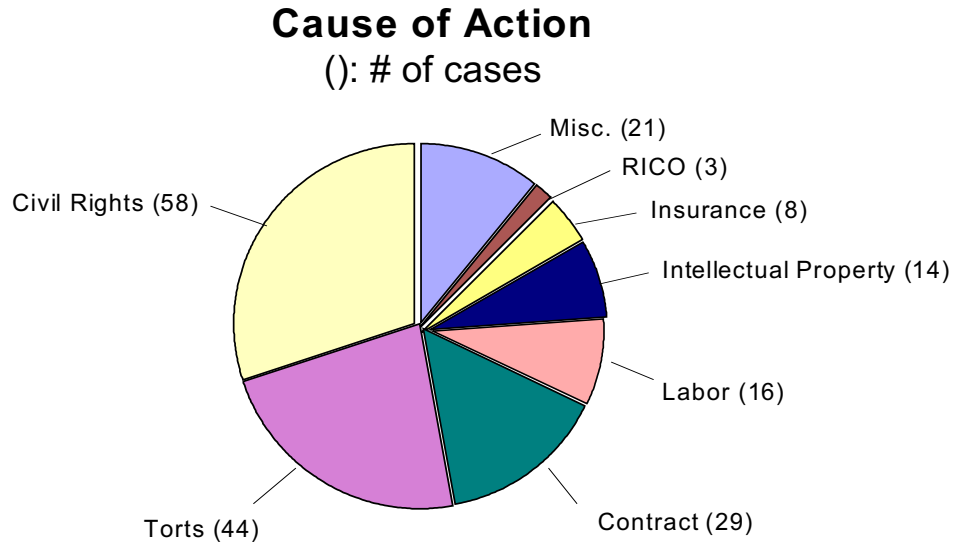
2. The Rate of Settlement at Mediation

Of the completed cases, 59 cases or 53.6% were settled after mediation. This number does not reflect cases that settled after they were returned to the court.



3. Mediation Referrals by Cause of Action

Causes of action for civil rights and tort made up 52.8% of total mediation referrals during this period.



Cause of Action		# of Cases	Percentage(%)
Civil Rights	Employment Discrimination	41	21.2
	Civil Rights*	17	8.8
Torts	Personal Injury	19	9.8
	Auto Negligence	11	5.7
	Product Liability	3	1.6
	Property Damage	3	1.6
	Misc.	8	4.1
Contract		29	15.0
Labor	E.R.I.S.A.	14	7.3
	Fair Labor Standards	2	1.0
Intellectual Property	Trademark Infringement	6	3.1
	Copyright	5	2.6
	Patent Infringement	3	1.6
Insurance		8	4.1
RICO		3	1.6
Misc.		21	10.9
TOTAL		193	-

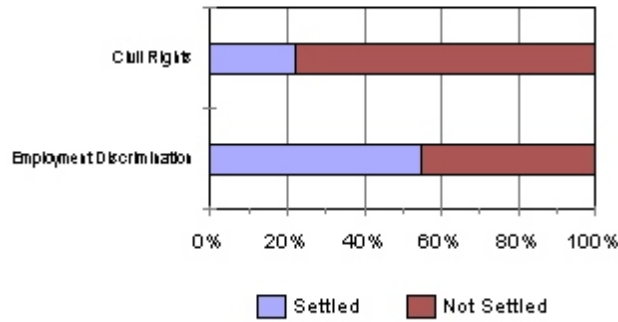
* **Civil Rights:** cause of action for employment discrimination is excluded.

4. The Rate of Settlement by Cause of Action at Mediation

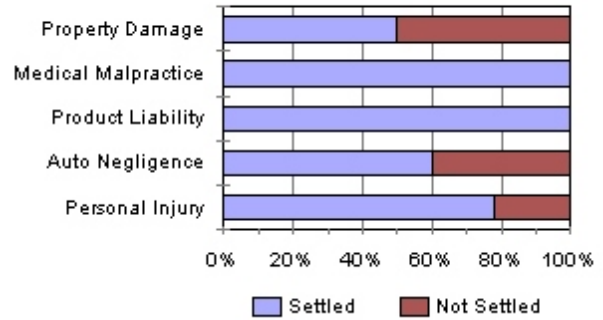
Cause of Action		%		# of cases		
		Settled	Not Settled	Settled	Not Settled	Pending
Civil Rights	Employment Discrimination	54.5	45.5	12	10	6
	Civil Rights*	22.2	77.8	2	7	7
Torts	Personal Injury	77.8	22.2	7	2	8
	Auto Negligence	60	40	3	2	6
	Product Liability	100	0	2	0	1
	Medical Malpractice	100	0	1	0	0
	Property Damage	50	50	1	1	1
Contract		37.5	62.5	6	10	10
Labor	E.R.I.S.A.	72.7	27.3	8	3	3
	Fair Labor Standards	0	100	0	2	0
Intellectual Property	Trademark Infringement	60	40	3	2	1
	Copyright	0	100	0	3	2
	Patent Infringement	100	0	2	0	1
Insurance		66.7	33.3	4	2	2
RICO		50	50	1	1	1

* **Civil Rights:** cause of action for employment discrimination is excluded.

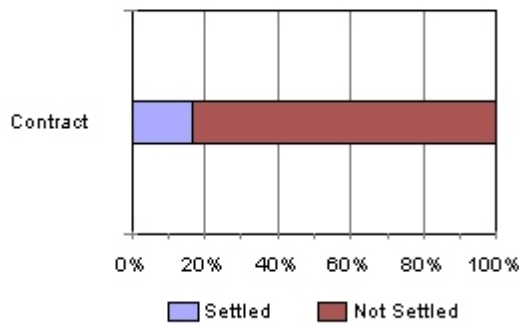
Civil Rights



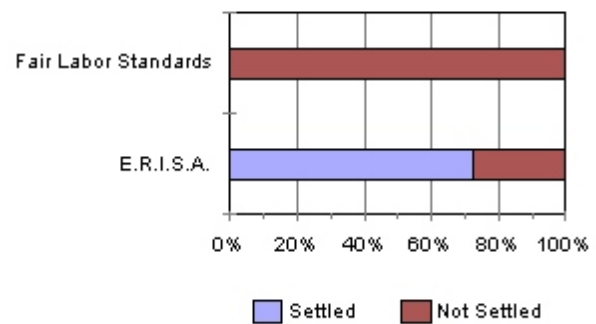
Torts



Contract



Labor



Intellectual Property

